


Reliable

The Fence People


The Recognized Name in Quality & Service for 70+ Years
Visit Us at www.ReliableFencing.com



Understanding Step to Grade vs. Follow Grade:

- The slope and terrain of your property will dictate the amount of space and gaps that could appear under any given fence.
- All "Universal" style fences **MUST** be installed "step to grade."


Please feel free to call our office if you have any questions.



- **Full Time Office Staff with Years of Experience for YOUR Convenience!**
- **MA & NH Expansive Showrooms and Display Areas - Come see before you buy!**
- **Over \$2,000,000 in Inventory - One of New England's Largest for Quick Service!**
- **Fully Insured - Liability & Workers Compensation - For YOUR Protection!**

Reliable Fence
283 Salem Street, Woburn MA 01801
850 E. Industrial Park Dr. #4, Manchester, NH 03109

Phone (800) 321-9363
Email: Info@ReliableFencing.com




Example of SINGLE GATE (wood), stepped to grade.

Example of DOUBLE GATE (chain link), stepped to grade.

Understanding Gate Areas:

- The slope and terrain at the gate area will dictate the amount of space and gaps that could appear under the gate.
- ALL gates MUST be installed square and level in order to function properly.
- Gates can not be built to follow the grade.

Please feel free to call our office if you have any questions.



Reliable
The Fence People

283 Salem Street, Woburn MA 01801 Email: Info@ReliableFencing.com
50 E. Industrial Park Dr. #4, Manchester, NH 03109

Shown with OPTIONAL bottom rail.

